

SUMMARY OF NRY FOR THE MONTH OF OCTOBER


**“Shift from scolding the child to moulding the child,
And that’s done through deepening your relationship
At home and having a healthy communication.”**

SNAPSHOT

of the month

GANDHI JAYANTI

Talk session and role play was taken on the occasion of Gandhi Jayanti. They were shown the pictures of “Bapu -The Father of our Nation” on the currency note. Things like- Satyagraha, Samadhi, Sabarmati ashram, names of three wise monkeys and the message conveyed by them were told by the teacher. All these activities helped the kids to register important things about life of Gandhi ji.








CRAFT ACTIVITY
Making of Charkha




DUSSEHRA : This festival depicts the significance of “Good over Evil”. Teacher told about three effigies which are burnt on the day, that too the order in which they are burnt like first Kumbhakaran (brother), Meghnadh (son) and in the last the demon Ravana. Related PPTs were also shown and free hand drawings, clay play activities were conducted. Children also enjoyed the art and craft activity of making Ravana in the scrap file. Teacher also briefed about the Durga Puja that demarks the end of Demon Mahishasura by Goddess Durga who is prayed over nine days on Navratri in nine forms and then its idol is immersed in the river after prayers on Dussehra.






CRAFT ACTIVITY
Making of Ravana



LITTLE ARCHITECT – MY DREAM BUILDING

It was exciting to see the children participating and forming new objects using their imagination and building the blocks into new shapes.





Learning never stops



Kitchen Class – Making of Sprouts


Children used various ingredients chaat masala, chopped vegetables and lemon etc. to prepare healthy salad. The sequence of the preparation was excitedly recalled by them which gave them a chance to add new vocabulary.



UN (United Nations) DAY — It is celebrated on 24th October every year. Children were told about the day and they were dressed up in costume of different countries.




ACADEMICS





REDMI NOTE 6 PRO
MI DUAL CAMERA



Concept of Full & Empty



TOPIC : BIRDS

To enhance the vocabulary children were told to make a picture book of the birds found all over the world. They were also told about the different types of birds like common birds, flightless bird etc. Children also dressed up as different birds and spoke a few lines about the bird.



Joy of Giving

- We make a living by what we get, we make a life by what we give! Children were made aware that they can help orphans and poor people by donating our new or used clothes, toys, books which are in good condition and can be re-used. They were also told about the value of food by not wasting it and giving it to the needy.

